

Lokotrack
Mobile crushing
plants for contractors



Lokotrack LT96

Lokotrack LT96S

Lokotrack LT106

Lokotrack LT106S

Lokotrack LT116

Lokotrack LT116S

Lokotrack LT1110

Lokotrack LT1110S

Lokotrack LT1213

Lokotrack LT1213S

Lokotrack LT200HP

Lokotrack LT200HPS

Lokotrack LT7150

Lokotrack LT1100



Lokotrack Series - the best selling mobile crushing plants for contractors

Metso, the world leader in rock and minerals processing, has also pioneered the development of track-mounted, fully mobile crushing plants. Over 25 years ago, Metso was the first manufacturer to start serial production of the mobile units.

Today, Metso's Mining and Construction Technology has delivered thousands track-mounted mobile crushing plants: for contract crushers, in-pit and mining applications and recycle crushing sites.

The Lokotrack Series represents a guaranteed, state-of-the-art commitment to crushing know-how and quality. For contractors, Metso offers a complete range of tracked jaw, impactor and cone plants, all specially designed to meet the challenges facing today's crushing contractors.

The best selling Lokotrack Series offers you

- true mobility
- high capacity
- reliability
- flexibility
- intelligence

Take a closer look at the Lokotrack Series mobile crushing plants for contractors. Metso is making your crushing contracting more profitable.



The sturdy and long main conveyor can be equipped with an optional magnetic separator for recycle applications.



Another unique Lokotrack LT96 feature is the automatic locking mechanism for the feeder, cutting the time needed to prepare for transportation.

Compact, efficient and intelligent

With the Lokotrack LT96, Metso unveils a new size class in the mobile crushing plant series for contractors. Being compact, efficient and intelligent, Lokotrack LT96 meets the challenges of contract crushing today, combining excellent mobility, high crushing capacity and good availability.

The Lokotrack LT96 crushes all feed materials equally effectively, from hard rock to all mineral based demolition materials, opening up new business opportunities.

Advanced intelligence with the IC700

Lokotrack LT96 incorporates a highly advanced, intelligent process controlling system, the new IC700, as a standard feature. The IC700 controls and adjusts all the key parameters in the process for optimum crushing results, and also has the ability to learn.

New C96 crusher

The Lokotrack LT96 is built around a Nordberg C96 jaw crusher, from the proven C Series, the most popular crusher series in the world. The sturdy, bolted and pinned design increases the durability of the crusher against shock loads.

Active Setting Control as option

A new, advanced Active Setting Control for LT96 is now available. The new system acts as a setting adjustment system and releases the crusher cavity to open in the event of hitting non-crushable, oversized material. The new protective system adds greatly to crusher availability, especially in recycling applications.

The active control system is based on three hydraulic cylinders and an ultrasonic sensor attached to the rear of the crusher. In cases where non-crushable material like a piece of iron enters the crusher cavity and generates a high pressure, the relief valve is opened and releases the hydraulic oil from the cylinders.

As a result, the crusher cavity opens and the non-crushable material will fall out of the crusher. After opening, the ultrasonic sensor returns the closed-side setting automatically to the preset, original value.

Main features of the Lokotrack LT96:

- highly advanced intelligence as standard
- true mobility with compact dimensions
- high capacity C96 jaw crusher
- Active Setting Control as option
- world wide after sales service guaranteed

The Lokotrack LT96 track-mounted crushing plant offers top mobility and capacity for crushing of both hard rock and recycle materials.





The detachable screen of the Lokotrack LT96S guarantees efficient classifying of the crushed materials into clean end products.



Sturdy, 4m³ or 6m³ Hardox steel feed hoppers can be chosen for the Lokotrack LT96S.

Clean end products guaranteed

If you are looking for a mobile crushing plant for contracting with the ability to produce clean, precisely sized end products effectively, the Lokotrack LT96S is the answer. Lokotrack LT96S is designed to crush hard rock and any recycling materials equally effectively. In addition, the screen allows Lokotrack LT96S to screen the crushed materials into the desired, clean end products, meeting the strictest application requirements.

With its sturdy construction, Lokotrack LT96S is the lightest crushing and screening plant in its class, weighing only 31 tonnes, which allows easy transportation. Like its sis-

ter product, Lokotrack LT96S is equipped with the proven jaw crusher with its unique, bolted and pinned design that ensures a long lifetime.

Inclined screen with two rotation directions

Lokotrack LT96S is equipped with an efficient, inclined screen, attached beneath the main conveyor. A very special feature of the screen is the ability to change the direction of rotation, which increases the productivity of the screening required by the application.

Opening the screen for service or cleaning is easy and safe, thanks to the hydraulically

operated system. When needed, the screen can be disassembled from the crushing plant in minutes. Screen mesh sizes of 20-70 mm can be used.

For crushing contractors, Lokotrack LT96S is a highly versatile unit. It can produce either fine end materials and screen the coarse away, or vice versa. Effective screening guarantees the cleanliness of the materials even in demanding recycle applications.

A wide variety of options including remote radio control and water spraying system are available.



The Lokotrack LT96S crushing recycled concrete in Germany.

Main features of the Lokotrack LT96S:

- screen with two rotation directions
- easy, hydraulic screen opening system
- excellent weight/productivity ratio
- classified, clean end products
- Active Setting Control as option

The new Lokotrack LT96S is designed to crush hard rock and any recycle materials into precisely sized end products.





The Lokotrack LT106 on a recycle site in Germany.



In addition to the standard conveyor, a longer, hydraulically folding conveyor is available.

Taking crushing capacity to a new level

The Lokotrack LT106 jaw plant, equipped with the newly designed C106 jaw crusher, is taking the crushing capacity of primary applications to a completely new level.

The LT106, with a range of improvements, applies the Lokotrack success factors: a superior combination of high crushing capacity, versatility across different applications, compact design and advanced intelligence process controls.

More crushing capacity

The heart of the Lokotrack LT106 is the newly designed Nordberg C106 jaw crusher, blending proven solutions with the latest know-how. The long-lasting strength of the new jaw is guaranteed by its optimized frame and pitman design.

An up to 10% improved performance in the crusher can be achieved thanks to the longer stroke and slower rpm.

The C106 jaw crusher cavity profiles are of a new design allowing easy optimization of cavities for each application. New jaw plates

with an unsymmetrical profile are interchangeable between the fixed and movable side, extending the wear lifetime. As an option, the crusher can also be equipped with hydraulic overload protection using ASC (Active Setting Control).

Environmentally friendly efficiency

The Lokotrack LT106 is powered by the efficient, environmentally friendly CAT diesel motor, meeting the latest emission requirements. The market-leading, user friendly IC700 process automation system features complete automatic process controls, single-button process start up and advanced fault diagnostics.



The revolutionary IC700 intelligent controller controls the whole crushing operation and gives real time crushing information about all the main functions.

- Main features of the Lokotrack LT106:**
- improved successor of the best-selling jaw plant
 - up to 10% better crushing capacity
 - optimized crusher cavities
 - market-leading process automation

Lokotrack LT106 at a recycling site near Dortmund, Germany.





Recycle crushing in Finland with LT106S.



Two rotation directions can be used at the LT106S screen module.

Two machines in one

The Lokotrack LT106S mobile jaw plant incorporates the same basic features and customer benefits as its sister model, the LT106, with the addition of a detachable screen module. Using this integrated, detachable screen, you can produce two aggregate grades in a single-stage crushing and screening process.

The screening unit can be disconnected quickly, allowing the LT106S to be used as a standard primary jaw plant without the screen. This unit is also a very effective solution in recycle applications, since the magnetic separator is located ahead of the screen.

Large one-deck screen

The detachable, one-deck screen module of the LT106S features a large screening area of 3.3 m² (4.3 yd²). Screen mesh sizes from 20 mm (3/4") to 80 mm (3") can be used.

The rotation direction of the screen can be turned according to need, to improve screening capacity or efficiency.

For easy servicing and screen mesh changes, the screen module can be opened hydraulically, increasing the operational uptime.

Wide variety of options

Like the Lokotrack LT106, the LT106S can be tailored accurately to your application using a wide variety of optional equipment. Such equipment includes automatic central lubrication, an engine pre-heater, a hydraulic breaker, dust encapsulation, a fuel pump, a magnetic separator and Xenon working lights.



The screening unit can be disconnected in minutes allowing the Lokotrack LT106S to be used as a normal primary crushing unit.

Main features of the Lokotrack LT106S:

- two end products simultaneously
- screen with two rotation directions
- unbeatable recycling versatility
- customizable through options

The integrated screen allows the Lokotrack LT106S to produce two grades of aggregates in single-stage crushing.





LT116 crushing natural gravel in Finland.



Primary crushing of blasted aggregates with LT116 in Poland.

A new size class for our mobile jaw plants

Lokotrack LT116 opens a new size class to our proven series of Lokotrack mobile jaw plants. Equipped with a new, C116 jaw crusher, the LT116 provides significantly higher crushing capacities in crushing contracting.

New, efficient C116 jaw crusher

The LT116 is built around the new C116 jaw crusher, benefiting from proven, tested solutions through the latest product develop-

ment and know how. Introducing an optimized frame and pitman design, the C116 represents our 12th jaw crusher model.

The C116 jaw crusher is designed to crush all rock types from the hardest granites to abrasive ones and recycle materials. Thanks to the Lokotrack's automatically adjusted feeder speed and cavity level sensor, continuous choke feeding ensures efficient operation.

Versatile by-pass chute options

The by-pass chute concept with an optional side conveyor offers versatile working options according to the required crushing process. Material from the feeder can be separated using the side conveyor, guided to the main conveyor, or the grizzly under-size can be divided between the two when required, using an optional screen deck attached to the feeder arrangement.

A versatile jaw plant, the LT116 is the perfect fit as a primary plant with secondary and tertiary Lokotracks and ST Series mobile screens. An innovative interlocking cable between the units ensures a smooth, continuous process.



LT116 in a two stage crushing and screening process with LT200HPS cone plant.

Main features of the Lokotrack LT116:

- includes the high performance C116 jaw crusher
- excellent crushing capacity and mobility
- versatile by-pass chute options

The by-pass chute with an optional side conveyor ensures efficient removal of fines before crushing.





If needed, the screen module of LT116S can be detached quickly, and used with LT1213 and LT200HP models.



An optional magnetic separator can be selected for a recycle operation.

Compact, high capacity crushing and screening

Lokotrack LT116S offers a compact track-mounted package for efficient primary crushing and screening, including demanding recycle applications. Using available options, LT116S can be well customized according your precise application needs.

The LT116S has all the proven features than its sister model LT116, added with a detachable screen module.

One deck screen for classifying of materials

The LT116S incorporates an efficient, one deck screen for classifying of materials. The easily detachable screen has a screening area of 3.9 m². A wide variety of different screen media is available.

If needed, the screen module used with LT116S can also be detached to the LT1213 and LT200HP models, by changing the oversized conveyor in the case of a closed circuit.

The rotation direction of the screen can be turned, making it possible to improve screening capacity and efficiency.

Advanced IC700 automation

Like all Lokotrack contractor range units, the LT116S jaw plant features the advanced, proven IC Series intelligent controlling system. The IC700 secures easy single-button start-up operation, automatic process controls and built-in troubleshooting and fault diagnostics.

The IC700 works based on figurative symbols, and in more than 10 languages.

To ensure versatile operation, LT116S can be equipped with a wide selection of optional equipment, including a longer, hydraulically folding discharge conveyor, radio remote controls, a magnetic separator and a high voltage generator.



The IC700 intelligent controlling system enables automatic process controls and unmanned operation.

- Main features of the Lokotrack LT116S:**
- two end products simultaneously
 - screen with two rotation directions
 - unbeatable recycling versatility
 - customizable through options

Recycle crushing and screening with Lokotrack LT116S.





According to the application, Lokotrack LT1110 can be equipped with 5m³ or 8m³ sized feed hopper.



Lokotrack LT1110 at a recycling site in Germany.

Intelligent production with impact crusher

Lokotrack LT1110 track-mounted crushing plant with impact crusher is a strong competitive package of intelligent productivity on tracks tailored for the demanding crushing contractor market. Combining high capacity, large feed size and compact transport dimensions, the Lokotrack LT1110 complements the proven and comprehensive product line of mobile crushing plants.

Lokotrack LT1110 is ideally suited for crushing medium hard stone like limestone and all mineral-based demolition materials, such as bricks, asphalt and concrete. LT1110 can achieve crushing capacities up to 300 mtp (330 stph).

Powerful NP1110M impact crusher

Lokotrack LT1110 is built around the powerful Nordberg NP1110M impact crusher from the proven NP Series. This crusher is specially designed for mobile applications, and features a large feed opening and robust construction for long lasting, reliable operation.

Another standard feature of the Lokotrack LT1110 is the intelligent IC700 process control system. The highly advanced IC700 controls and adjusts all key parameters in the process for optimum crushing results and provides online information about what is happening at the different stages.

Better noise insulation

With Lokotrack LT1110 the crusher, conveyor and engine are built separate elements. This makes servicing easier and allows for better noise insulation of each element. With lower operating noise levels, the Lokotrack LT1110 is well suited for operations in urban areas.

Using a wide range of optional features, we can tailor the Lokotrack LT1110 to suit the exact requirements of your application.



New design using separate elements result in lower operating noise levels.

Main features of the Lokotrack LT1110:

- built around powerful NP1110 crusher
- intelligent productivity with IC700 controller
- low operating noise levels
- wide range of options available
- compact transport dimensions

Compact package of proven impact crusher and 1st class components makes Lokotrack LT1110 the right choice for contract crushing.





Thanks to the IC700 intelligent controller, unmanned operation of Lokotrack LT1110S is well possible.



Two end products can be produced using an open circuit operation.

Mobile unit with detachable two-directional screen

Lokotrack LT1110S mobile crushing plant is a fully independent unit with impact crusher and screen, specially designed for demanding crushing and screening contracts. The Lokotrack LT1110S can produce one precisely calibrated end product in a closed circuit or two end products using an open circuit.

The Lokotrack LT1110S is the fourth contractor range model with screen designed for contract crushing, and combines proven Metso quality with all the features required for efficient day to day operation: high capacity and availability, large feed size, easy servicing, and compact dimensions for transport.

The Lokotrack LT1110S is ideally suited for crushing medium-hard stone, including limestone, and all mineral-based demolition materials, such as brick, asphalt and concrete. Lokotrack LT1110S is designed for a capacity range of up to 300 mtpd (330 stph).

Powerful NP1110M impact crusher

The Lokotrack LT1110S is built around the powerful NP1110M impact crusher from the proven NP Series. The crusher is specially designed for mobile applications, and features a large feed opening and robust construction for long lasting, reliable operation.

Sturdy, detachable screen with two-directional rotation

The sturdy, compact one deck screen can be detached in minutes. The unique feature of two-directional rotation ensures the highest screening capacity even for the most demanding applications.

For servicing and changing the screen mesh, the screen module features a hydraulic opening system, saving considerable time compared to conventional mechanical systems.

IC700 intelligent process controller

Another standard feature of the Lokotrack LT1110S is the intelligent IC700 process control system. The highly advanced IC700 controls and adjusts all key parameters in the process for optimum crushing results and provides online information about the whole process.

For the operator, IC700 is a great advantage. Pressing a single button now starts the entire process.

Main features of the Lokotrack LT1110S:

- detachable screen with two-directional rotation
- powerful impact crusher designed for mobiles
- intelligent process steering with IC700
- wide selection of options available

The two-directional rotation screen of Lokotrack LT1110S can be detached in minutes.





The sturdy feed hopper in LT1213 is manufactured from high-quality wear resistant steel.



The Nordberg NP1213M impact crusher has been specially designed for the Lokotrack LT1213 mobile crushing plant.

Top capacity impactor plant

When you are looking for a combination of outstanding crushing capacity and good cubicity in end products, the answer is the totally renewed Lokotrack LT1213 track-mounted crushing plant.

The Lokotrack LT1213 primary impactor plant offers a new, more productive impact crushing method that also increases the scope of business opportunities available to contractors. With one unit, you can crush both blasted rock and any mineral-based demolition debris, while maintaining top performance and cubicity.

Easily tailored for efficient recycling applications

The LT1213 impactor plant can always be accurately tailored for the most efficient recycling applications. In addition to the standard feeder, a two-stage feeder with two vibrating machines is available for the sharp cutting of fines. In addition, the feed hopper size can be selected according to the feeding equipment.

When processing difficult recycle materials, the optional vibrating feeder under the crusher ensures a continuous, trouble-free material flow from the crusher to the discharge conveyor.

Proven impact crusher with complete automation system

The new LT1213 is built around the proven NP1213M impact crusher, being used in more than 500 mobile applications world-wide. The crushing process is steered by the control system, including fully automatic process control, single button process start, fault diagnostics and a wide variety of language options.



Contract crushing with the Lokotrack LT1213 in Spain.

- Main features of the Lokotrack LT1213:**
- built around the proven NP Series impact crusher
 - two feeder options available
 - vibrating feeder under crusher optional
 - environmentally friendly diesel motor

The LT1213 is one of the most successful models in the proven Lokotrack Series of crushing plants.





Lokotrack LT1213S crushing and screening limestone in Estonia.



The screen of Lokotrack LT1213S can be opened easily for servicing and screen mesh change using the hydraulic system.

Complete impactor plant for mobile processing

The new Lokotrack LT1213S is the forerunner in the marketplace, offering a complete crushing and screening process in a single unit for primary and secondary applications, both in open and closed circuit operations.

With its efficient screen module and return conveyor, the Lokotrack LT1213S can be used in a wide variety of applications, where one, precisely calibrated or two end products are required.

Using the LT1213S, you can always build up the most suitable crushing process according to your specific needs. The end product range produced by the LT1213S ranges between 20-70 mm ($\frac{3}{4}'' - 2 \frac{3}{4}''$) in size.

Closed or open circuit processes available

As a full process plant, the Lokotrack LT1213S crushes the feed material in the efficient NP1213M impact crusher. After crushing, the material is screened with the inclined screen, from where the oversized material is returned to the crusher by the return conveyor.

In addition to this closed circuit crushing process, the Lokotrack LT1213S can also be utilized in an open circuit process to make two different end product sizes.

Screen module can be opened hydraulically

The detachable, one-deck screen module features a large screening area of 3.9 m² (42 ft²). Moreover, the rotation direction of the screen can be turned according to need, to improve screening capacity or efficiency.

For easy servicing and screen mesh changes, the screen module can be opened hydraulically, increasing the operational uptime.



When used at closed circuit, the Lokotrack LT1213S produces one, exactly calibrated end product.

Main features of the Lokotrack LT1213S:

- complete process plant on tracks
- can be used both in open and closed circuits
- on-board transportable screen module
- hydraulic opening makes servicing of the screen eas

The Lokotrack LT1213S at a three-stage crushing and screening process together with LT116 jaw plant and ST458 mobile screen.





Lokotrack LT200HP can be easily operated with a primary impactor or jaw plant and with a mobile screen.



LT200HP is built around the proven and popular HP200 cone crusher.

Compact sized cone plant

Lokotrack LT200HP, designed for secondary and tertiary crushing applications, combines high capacity, large feed opening and compact transport dimensions. LT200HP complements the proven and comprehensive product line of original Lokotrack mobile crushing plants.

Well proven HP200 cone crusher

Lokotrack LT200HP mobile crushing plant is built around one of the best selling cone crushers in the market, Nordberg HP200. The HP200 cone crusher features high capacity and reliability, in addition to top quality and cubical end products as well as low wear part costs.

Process controlled by IC600 intelligent control system

As standard all Lokotrack LT200HP units are equipped with Nordberg IC600 intelligent control system. One of the many functions controlled by the intelligent control system is the feeding of the crusher ensuring steady and constant process at all times.

Online information is available to the operator for control and monitoring of the crushing process which can be started and stopped with single button.

Versatile operation with other LT and ST range products

Lokotrack LT200HP can easily be operated with other Lokotrack mobile units. As an example LT200HP can be used with Lokotrack ST3.8 track mounted mobile screen, in open circuit as well as in closed circuit operation. In complete mobile plant operations consisting of LT106, LT200HP and ST3.8, all three units can be linked together for perfect interoperation between the units.



The IC600 intelligent control system ensures steady and constant crushing process.

Main features of Lokotrack LT200HP:

- built around the proven HP200 cone crusher
- process steered with the new IC600 control system
- full versatility with other LT and ST models
- maximized crushing time
- easy to transport between sites

Lokotrack LT200HP as a secondary unit at a three-stage crushing and screening process.





Lokotrack LT200HPS can be equipped with one deck...



...or two deck screens according to the application required.

The tracked cone plant with two screen options

The Lokotrack LT200HPS cone plant can be equipped with either one or two-deck detachable screens. This new cone plant is designed for efficient secondary and fine crushing and screening applications, where high throughput, a high-quality end product shape, accurate screening and compact transport dimensions are needed.

One or two-deck detachable screens available

For the Lokotrack LT200HPS, detachable one or two-deck screens are available. The standard one-deck screen features a large screen-

ing area of 3.9 m² and mesh size options ranging from 20 to 60 mm. On the other hand, the optional two-deck screen enables the production of two accurately calibrated end products simultaneously.

The rotation direction of the screen can be changed, providing the option to improve its capacity and efficiency. Furthermore, the screen module has a hydraulic opening for screen mesh changes, enabling easy and fast servicing. The optional recirculating conveyors allow efficient closed circuit operation.

Clean diesel power

Its CAT diesel engine with a hydraulic drive meets the latest emission standards. Thanks to the variable crusher speed, the user can optimize crusher speed for specific liners and feed stock, and thereby control gradation, maximize throughput and reduce the wear material cost per ton.



The hydraulic opening of LT200HPS screen module enables easy and fast screen mesh change.

Lokotrack LT200HPS highlights:

- one or two-deck screens available
- built around the proven HP200 cone crusher
- transportable everything on board
- full versatility with other Lokotracks

The optional two-deck screen allows the production of two classified end products simultaneously.





The new LT7150 allows the production of high quality cubical aggregates, and manufactured sand.



Thanks to the large feed hopper, LT7150 can be fed with conveyor, excavator or wheel loader.

The first Lokotrack with Barmac VSI on board

The original, proven Lokotrack mobile tracked crushing concept and Barmac VSI, the global leader in Vertical Shaft Impactor (VSI) technology, have combined forces to become the first Lokotrack with Barmac VSI on board.

The new Lokotrack LT7150 mobile VSI plant is the first choice in final stage crushing for producing high quality cubical aggregates, road base and prime manufactured sand.

Proven rock-on-rock technology

The new VSI-Lokotrack is built around the proven Barmac B Series vertical shaft impac-

tor featuring the rock-on rock crushing action. The crusher allows quick and easy operation and service, the possibility to stepless control the product grading, and the production of superior cubical end products.

The Barmac VSI's rotor accepts feed size up to 66 mm (2.6"), accelerates material and continuously discharges it into the crushing chamber. The particle exit velocities range between 45 - 70 m/s (150 - 230 ft/s). The crusher runs with a direct hydraulic motor, eliminating the need for V-belts. This allows tip speed to be fully adjustable from the automated control panel.

Flexible feeding options

The LT7150 can be fed by conveyor, excavator or wheel loader thanks to the large feed hopper. The sturdy belt feeder takes the feed to the crusher.

The efficient, environmentally friendly CAT C13 diesel motor powers the Lokotrack LT7150, meeting the latest emission requirements. Moreover, the market leading, user-friendly IC400 process automation system features complete automatic crushing process controls, single-button process start up and advanced fault diagnostics.

Main features of Lokotrack LT7150:

- producer of high quality aggregates and sand
- quick and easy operation & maintenance
- low wear parts costs
- speed adjustable using control panel

LT7150 is the first Lokotrack model with a Barmac VSI crusher on board.





LT1100 can be transported easily between sites as a single unit on trailer.



Nordberg GP11M or GP11F cone crushers can be selected to LT1100.

Versatile secondary and tertiary cone plant for any mobile process

Lokotrack LT1100 is a track-mounted, self-propelled diesel engine powered secondary crushing plant. Robust construction enables the use of LT1100 in the toughest of hard rock sites. A powerful undercarriage system makes LT highly manoeuvrable. The basic LT1100 module includes components like frame, tracks, hydraulics, electrification, control panels, belt guards, service platforms, rails and ladders.

In mobile processing, LT1100 is usually fed by a mobile primary crushing unit, like Lokotrack LT106. At a two-stage crushing and screening process, a combination of LT106 and LT1100 can reach a throughput capacity up to 350 mtph (385 stph).

GP11M and GP11F cone crushers available

The secondary unit, LT1100 can be equipped either with Nordberg GP11M or GP11F cone crushers, with easy hydraulic setting adjusting, three cavity configurations and the possibility to use three different strokes. The GP Series cone crushers are known for their high production capacity and good end-product cubicity.

Accurate three-deck screen

The highly accurate B380T horizontal, three-deck screen has a screen area of 8 m² per deck. Thanks to the LT1100 flop gate system, top deck or top and middle deck feed materials can be guided separately to the crusher, providing better process adjustability, flexibility and increased capacity.

Lokotrack LT1100 can be easily set into a transport position thanks to the hydraulically folding lifting and discharge conveyors and screen.

Savings in working and maintenance costs

The two-stage process using LT1100 as a secondary or tertiary unit is guaranteed to bring savings in working and maintenance costs, thanks to automation, reliability and the simplicity of process design.

Depending on application requirements, a Lokotrack ST Series mobile screen (ST272, ST3.5, ST3.8, ST4.8 or ST620) can easily be added to the process.

Main features of Lokotrack LT1100:

- Sturdy yet mobile construction
- Proven, powerful GP1M/GP11F cone crusher options
- Excellent ground clearance
- Versatile for any mobile process

Lokotrack LT1100 is a proven track-mounted cone plant for secondary and tertiary applications.



Lokotrack LT Series jaw plants



Lokotrack LT96 jaw plant.



Lokotrack LT96S jaw plant with a detachable screen.



Lokotrack LT106 jaw plant.



Lokotrack LT116 feeding a LT1100 cone plant.

LT JAW PLANTS	LT96	LT96S	LT106	LT106S	LT116	LT116S
Transport dimensions						
Lenght	12 450 mm (40 ft 10 in)	14 800 mm (48 ft 7 in)	14 200 mm (46 ft 7 in)	16 000 mm (52 ft 6 in)	15 500 mm (36 ft)	18 100 mm (59 ft 5 in)
Width	2 500 mm (8 ft 2 in)	2 500 mm (8 ft 2 in)	2 800 mm (9 ft 2 in)	2 800 mm (9 ft 2 in)	3 000 mm (9 ft 10 in)	3 000 mm (9 ft 10 in)
Height	3 100 mm (10 ft 2 in)	3 100 mm (10 ft 2 in)	3 400 mm (11 ft 2 in)	3 400 mm (11 ft 2 in)	3 600 mm (11 ft 10 in)	3 600 mm (11 ft 10 in)
Weight	27 800 kg (61 300 lbs)	31 200 kg (68 800 lbs)	37 300 kg (82 200 lbs)	42 000 kg (92 600 lbs)	50 000 kg (110 000 lbs)	55 000 kg (121 000 lbs)
Crusher						
Nordberg jaw crusher	C96	C96	C106	C106	C116	C116
- intake width	930 mm (37 in)	930 mm (37 in)	1 060 mm (42 in)	1 060 mm (42 in)	1 150 mm (45 in)	1 150 mm (45 in)
- intake depth	580 mm (23 in)	580 mm (23 in)	700 mm (28 in)	700 mm (28 in)	800 mm (32 in)	800 mm (32 in)
Feeder						
Feed hopper volume	4 m ³ /6 m ³ (5.2 yd ³ /7.8 yd ³)	4 m ³ /6 m ³ (5.2 yd ³ /7.8 yd ³)	6 m ³ (8 yd ³)	6 m ³ (8 yd ³)	6m ³ (8 yd ³)	6m ³ (8 yd ³)
- width	2 700 mm (8 ft 10 in)	2 700 mm (8 ft 10 in)	2 600 mm (8 ft 6 in)	2 600 mm (8 ft 6 in)	2 600 mm (8 ft 6 in)	2 600 mm (8 ft 6 in)
Nordberg grizzly feeder	TK9-32-2V	TK9-32-2V	TK11-42-2V	TK11-42-2V	TK11-42-2V	TK11-42-2V
- length	3 200 mm (10 ft 6 in)	3 200 mm (10 ft 6 in)	4 150 mm (13 ft 8 in)	4 150 mm (13 ft 8 in)	4 200 mm (13 ft 9 in)	4 200 mm (13 ft 9 in)
- width	950 mm (3 ft 1 in)	950 mm (3 ft 1 in)	1 100 mm (3 ft 7 in)	1 100 mm (3 ft 7 in)	1 100 mm (3 ft 7 in)	1 100 mm (3 ft 7 in)
Screen	-	TK11-20-S	-	TK11-30-S	-	-
- length	-	2 000 mm (6 ft 7 in)	-	3 000 mm (9 ft 10 in)	-	3 000 mm (10 ft)
- width	-	1 100 mm (3 ft 7 in)	-	1 100 mm (3 ft 7 in)	-	1 300 mm (4 ft)
Engine/Cat						
- power	168 kW (225 hp)	168 kW (225 hp)	224 kW (300 hp)	224 kW (300 hp)	310 kW (415 hp)	310 kW (415 hp)
- speed	2 200 rpm	2 200 rpm	2 100 rpm	2 100 rpm	2 100 rpm	2 100 rpm
Max. capacity	350 mtph (385 stph)	350 mtph (385 stph)	400 mtph (440 stph)	400 mtph (440 stph)	450 mtph (496 stph)	450 mtph (496 stph)

Lokotrack LT Series impactor plants



Lokotrack LT1110 impactor plant.



Lokotrack LT1110S impactor plant with a detachable screen.



Lokotrack LT1213 impactor plant.



Lokotrack LT1213S impactor plant with a detachable screen.

LT IMPACTOR PLANTS	LT1110	LT1110S	LT1213	LT1213S
Transport dimensions				
Length	14 900 mm (49 ft)	17 700 mm (58 ft 1 in)	14 700 mm (48 ft)	17 200 mm (56 ft 1 in)
Width	2 500 mm (8 ft 2 in)	2 750 mm (9 ft)	3 000 mm (9 ft 10 in)	3 000 mm (9 ft 10 in)
Height	3 400 mm (11 ft 2 in)	3 400 mm (11 ft 2 in)	3 400 mm (11 ft 2 in)	3 400 mm (11 ft 2 in)
Weight	32 000 kg (70 500 lbs)	36 200 kg (79 800 lbs)	40 000 kg (88 200 lbs)	50 000 kg (110 000 lbs)
Crusher				
Nordberg impact crusher	NP1110M	NP1110M	NP1213M	NP1213M
- feed opening	1 040 x 800 mm (41 x 31 in)	1 040 x 800 mm (41 x 31 in)	1 320 x 900 mm (52 x 35 1/2 in)	1 320 x 900 mm (52 x 35 1/2 in)
- crusher speed	500-800 rpm	500-800 rpm	450-600 rpm	450-600 rpm
Feeder				
Feed hopper volume	5 m ³ /8 m ³ (6.5 yd ³ /10 yd ³)	5 m ³ /8 m ³ (6.5 yd ³ /10 yd ³)	6 m ³ /9 m ³ (8 yd ³ /12 yd ³)	6 m ³ /9 m ³ (8 yd ³ /12 yd ³)
- width	2 600 mm (8 ft 6 in)	2 600 mm (8 ft 6 in)	2 600 mm (8 ft 6 in)	2 600 mm (8 ft 6 in)
Nordberg grizzly feeder	TK9-42-2V	TK9-42-2V	TK11-42-2V	TK11-42-2V
- length	4 200 mm (13 ft 8 in)	4 200 mm (13 ft 8 in)	4 200 mm (13 ft 9 in)	4 200 mm (13 ft 9 in)
- width	930 mm (3 ft 1 in)	930 mm (3 ft 1 in)	1 100 mm (43 in)	1 100 mm (43 in)
Screen	-	TK11-30-S	-	TK13-30-S
- length	-	3 000 mm (9 ft 10 in)	-	3 000 mm (9 ft 10 in)
- width	-	1 100 mm (3 ft 7 in)	-	1 300 mm (4 ft 3 in)
Engine/Cat				
- power	242 kW (324 hp)	242 kW (324 hp)	310 kW (415 hp)	310 kW (415 hp)
- speed	2 100 rpm	2 100 rpm	2 100 rpm	2 100 rpm
Max. capacity	300 mtph (330 stph)	300 mtph (330 stph)	400 mtph (440 stph)	400 mtph (440 stph)

Lokotrack LT Series cone plants

LT CONE PLANTS	LT200HP	LT200HPS	LT7150
Transport dimensions			
Length	16 750 mm (54 ft 11 in)	18 960 mm (62 ft 3 in)	16 800 mm (55 ft)
Width	3 000 mm (9 ft 10 in)	3 000 mm (9ft 10 in)	3 000 mm (10 ft)
Height	3 400 mm (11 ft 2 in)	3 400 mm (11 ft 2 in)	3 400 mm (11 ft 2 in)
Weight	30 000 kg (66 100 lbs)	39 800 kg (87 740 lbs)	30 000 kg (66 100 lbs)
Crusher			
Nordberg HP200 cone crusher			B7150M vertical shaft impactor
- max. feed opening	210 mm (8.27 in)	210 mm (8.27 in)	max feed size 66 mm (2.6 in)
- hydraulic drive with adjustable speed			direct hydraulic drive
			tip speed 45-70 m/s (150-230 ft/s)
Belt feeder H10-6			
- belt width	1 000 mm (39 in)	1 000 mm (39 in)	1 000 mm (39 in)
- length	6 000 mm (20 in)	6 000 mm (20 in)	6 000 mm (20 in)
- feed hopper size	5.0 m ³ (6.5 yd ³)	5.0 m ³ (6.5 yd ³)	5.0 m ³ (6.5 yd ³)
One deck screen			
Length		3 000 mm (9 ft 10 in)	
Width		1 300 mm (4 ft 3 in)	
Screen area		3.9 m ² (4.5 yd ²)	
Two deck screen			
Length		3 000 mm (9 ft 10 in)	
Width		1 500 mm (4 ft 11 in)	
Screen area		4.5 m ² (5.4 yd ²) per deck	
Main conveyor H8-10			
- belt width	800 mm (32 in)	800 mm (32 in)	800 mm (32 in)
- length	10 000 mm (33 in)	10 000 mm (33 in)	10 000 mm (33 in)
Engine /Cat			
- power	310 kW (415 hp)	310 kW (415 hp)	310 kW (415 hp)
- speed	2 100 rpm		

LT CONE PLANTS	LT1100
Transport dimensions	
Length	18 500 mm (60 ft 9 in)
Width	3 500 mm (11 ft 6 in)
Height	3 800 mm (12 ft 6 in)
Weight	51 200 kg (113 000 lbs)
Crusher	
Nominal feed openings	Nordberg GP11M/GP11F
- GP11F coarse	200 mm (8 in)
- GP11M coarse	180 mm (7 in)
- Extra coarse	220 mm (9 in)
- Motor size	132-160 kW (200-250 hp)
- Strokes	20, 25 and 30 mm (¾ in, 1 in, 1¼ in)
Screen	
Horizontal, 3 deck screen	
- screen size	1600 x 5450 mm (5 ft 3 in x 17 ft 8 in)
- screen area/ deck	8 m ² (9.6 yd ²)
- max cloth hole size	80 mm (3 ft 1/8 in)
Main conveyor H8-8	
- belt width	800 mm (32 in)
- length	8 000 mm (26 ft 3 in)
Engine/Cat	
- power	310 kW (415 hp)

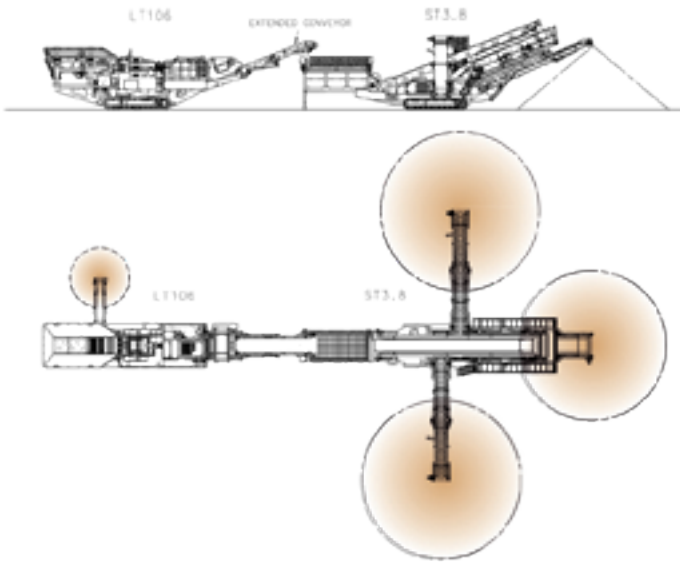


Lokotrack LT200HP cone plant.



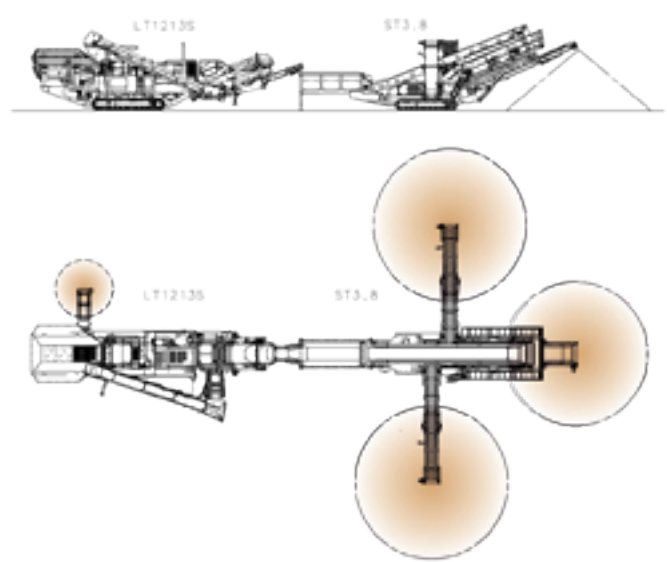
Lokotrack LT1100 cone plant.

Jaw plants & mobile screens



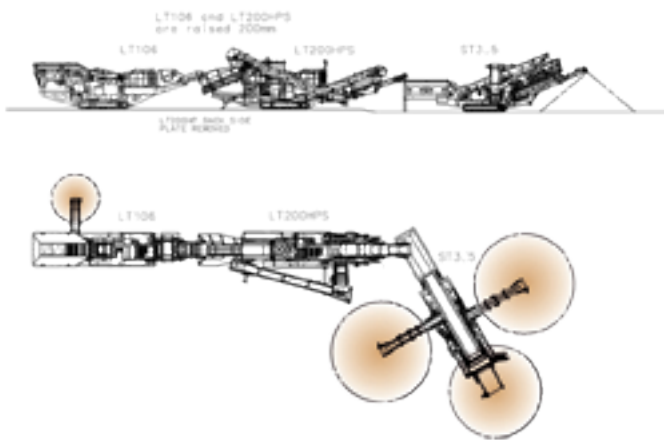
Lokotrack LT106 + ST3.8 mobile screen, open circuit

Impactor plants & mobile screens

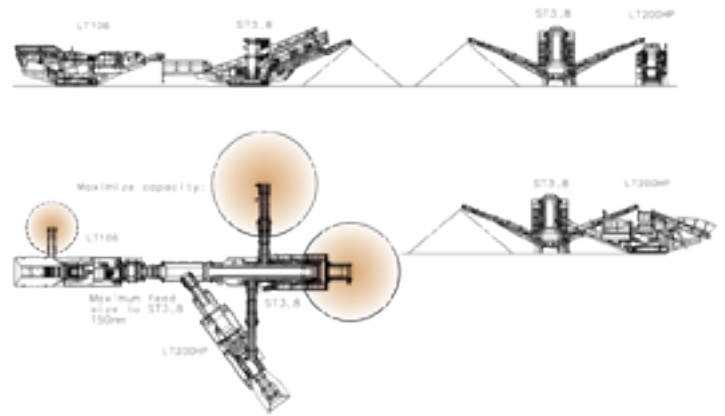


Lokotrack LT12135 + ST3.8 mobile screen, open circuit

Jaw and cone plants & mobile screens



Lokotrack LT106 + LT200HPS + ST3.5 mobile screen, open circuit



Lokotrack LT106 + LT200HP + ST3.8 mobile screen, closed circuit

Metso's Mining and Construction crushing and screening equipment

Product families:

Unit crushers

- C series jaw crushers
- Primary gyratory crushers
- GP series cone crushers
- HP series cone crushers
- MP series cone crushers
- NP series horizontal impact crushers
- Barmac series vertical impact crushers

Unit screens

- DF series screens
- CVB series screens
- FS series screens
- TS series screens
- MF series screens
- RF series screens

Unit feeders

- TK series feeders
- VF series feeders
- LH.G series feeders
- VG series feeders
- PF series feeders
- HRBM series feeders

Mobile crushing and screening plants

- Lokotrack LT series track-mounted crushing plants
- Lokotrack ST series track-mounted screening plants
- Lokotrack CT and CW series track- and wheel-mounted conveyors
- Nordberg NW series wheel-mounted crushing plants

Stationary crushing plants

- Complete plants for aggregate production
- Complete plants for recycling applications



All Metso Minerals Oy Tampere Works equipment is produced in accordance with a quality assurance system that complies with the ISO 9001 standard, as certified by Lloyd's Register Quality Assurance Limited.



www.metso.com/miningandconstruction
minerals.info.csr@metso.com

Mining and Construction Technology main contacts

AUSTRALIA AND NEW ZEALAND

Metso Minerals (Australia) Ltd
1110 Hay Street
West Perth, WA 6005
Australia
Phone: +61 8 9420 5555
Fax: +61 8 9320 2500

CHINA

Metso Minerals (Beijing) Ltd
19/F, The Exchange Beijing, Tower 4
No. 118 Jian Guo Lu Yi Chaoyang District
100022 Beijing
China
Phone: +86 10 6566 6600
Fax: +86 10 6566 2583

EUROPE, MIDDLE EAST AND AFRICA

Metso Minerals España, S.A.
C/ Rivas N° 4
28032 Madrid
Spain
Phone: +34 91 825 5700
Fax: +34 91 825 5740

INDIA AND ASIA-PACIFIC

Metso Minerals (India) Pvt Ltd
1st Floor, DLF Building No. 10,
Tower A, DLF Cybercity
DLF Phase II
Gurgaon 122002
India
Phone: +91 124 235 1541
Fax: +91 124 235 1601

NORTH AND CENTRAL AMERICA

Metso Minerals Industries Inc.
20965 Crossroads Circle
Waukesha, WI 53186
U.S.A.
Phone: +1 262 717 2500
Fax: +1 262 717 2504

RUSSIA AND OTHER CIS COUNTRIES

ZAO Metso Minerals (CIS)
V.O. Liniya, 70
199178 St. Petersburg
Russia
Phone: +7 812 740 3040
Fax: +7 812 740 5775

SOUTH AMERICA

Metso Minerals Indústria e Comércio Ltda
Avenida Independência, 2500 - Éden
18087-050 Sorocaba
Brazil
Phone: +55 15 2102 1300
Fax: +55 15 2102 1696

METSO'S MINING AND CONSTRUCTION TECHNOLOGY

Lokomonkatu 3, P.O.Box 306
FI-33101 Tampere
Finland
Phone: +358 20 484 142
Fax: +358 20 484 143